


# UNDERSTANDING DIVERSITY



1st-3rd Grade Lesson On  
Valuing Our Differences

This lesson on **DIFFERENCES** was created as either a stand alone lesson or the second lesson in a series building up to and working to develop knowledge and skills around social justice.

The presentation and activities are aligned to:

- [Learning for Justice's Anti-Bias Education Framework Social Justice Standards](#)
- [American School Counseling Association's Mindsets & Behaviors](#)
- [Collaborative for Academic, Social, and Emotional Learning's Core Competencies](#)

\*You may wish to expand this into two lessons, depending on how much time you have, especially if you incorporate a book\*



# Scripted Presentation Focused On:



Having commonalities despite our differences



Differences and diversity are a wonderful part of our unique selves and world



Talking about differences in rude vs. respectful ways





...we all feel sad when we  
are left out...

©The Responsive Counselor

Do you have family that  
lives far away?

All my  
family  
lives in  
this state

A



Family in  
another  
state

B

Family in  
another  
country

C

Family in  
other  
states *and*  
countries

D

©The Responsive Counselor

# 38 Slide PowerPoint to Guide Discussion and Activities



©The Responsive Counselor



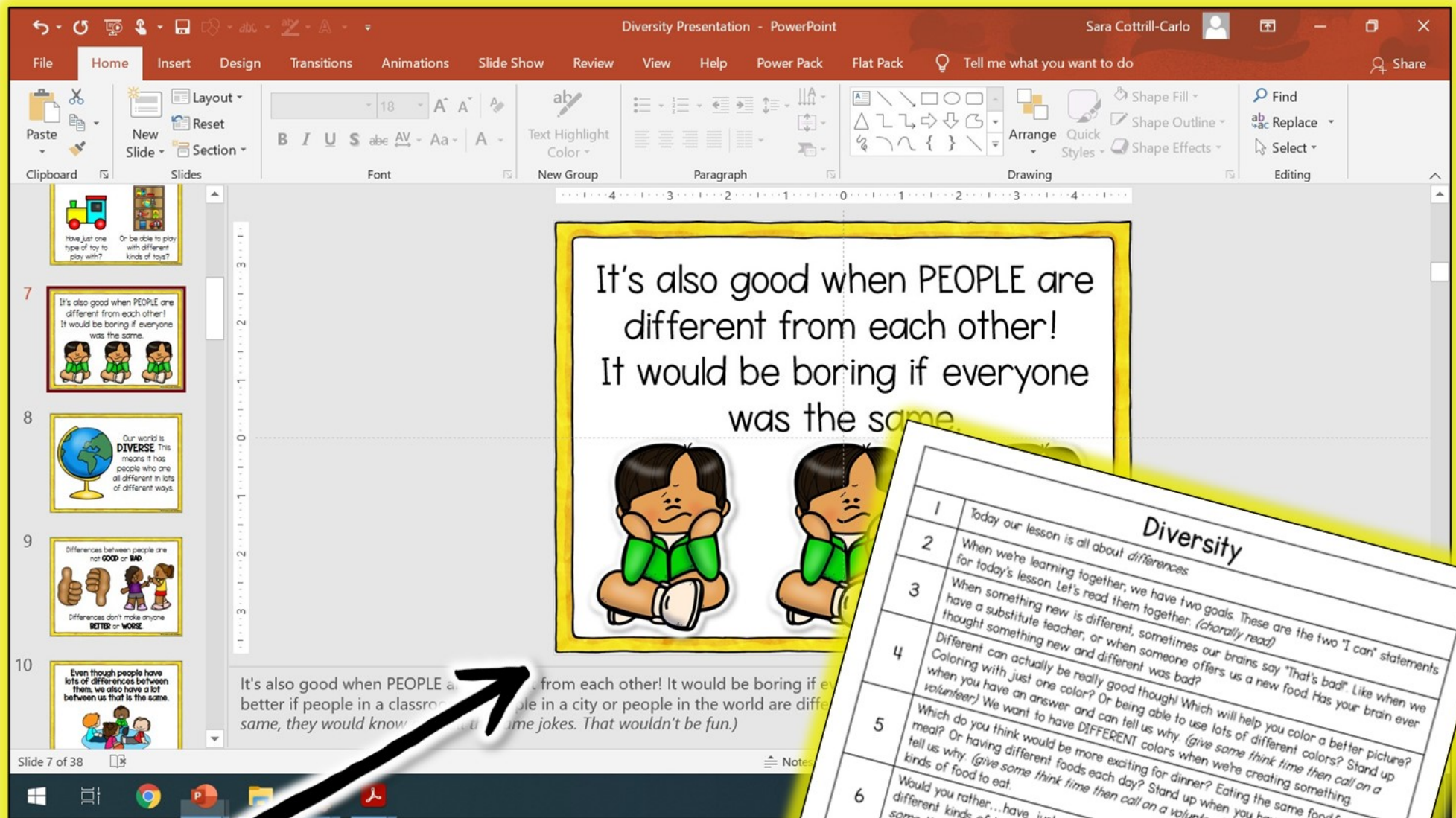
It is interesting that people  
celebrate different things.



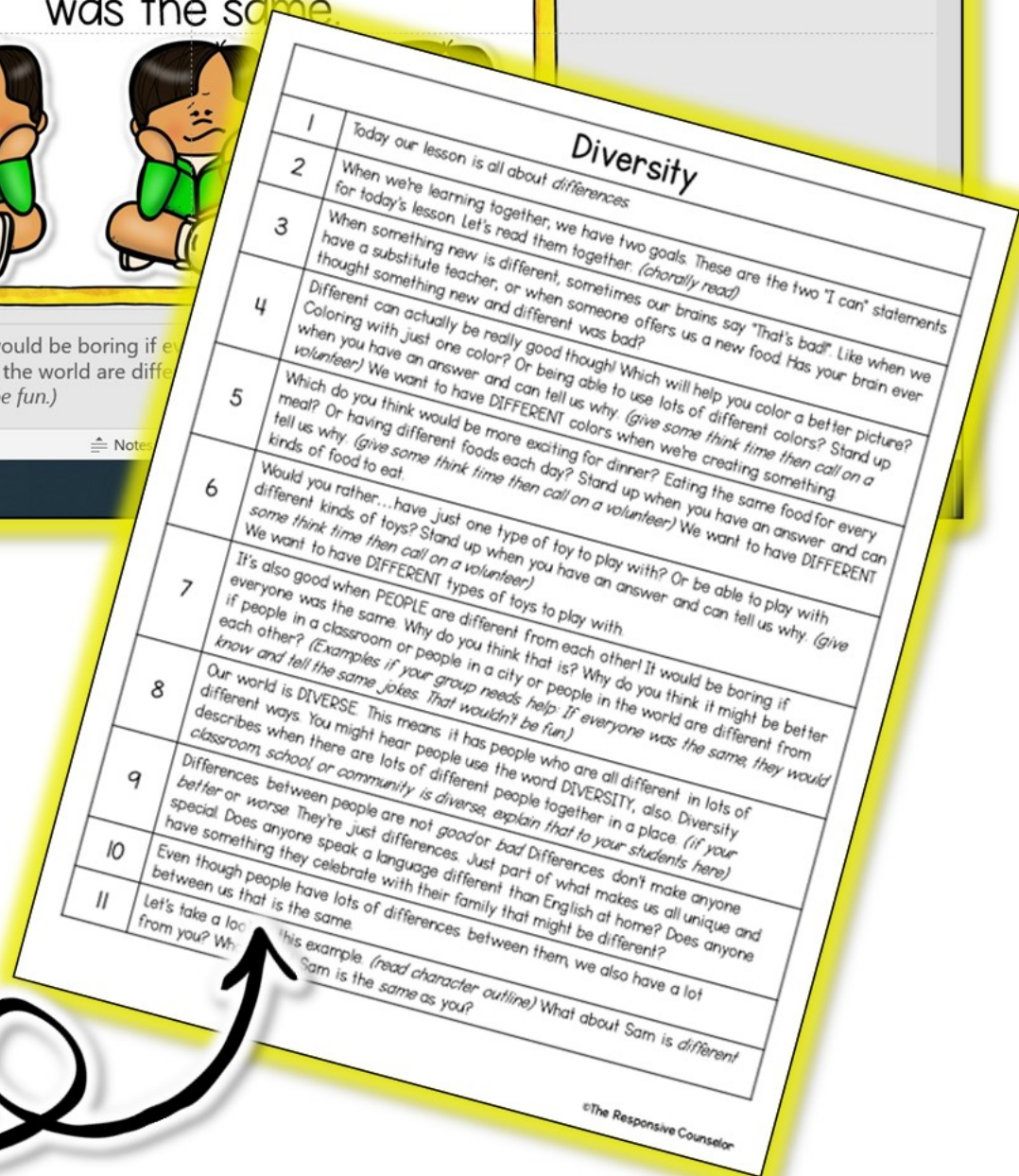
©The Responsive Counselor



# Suggested Scripting Included



(in the notes box  
under the slides  
and as a printable)





# Reflection Activities: Worksheet and Collaborative Learning Activities

## Different and the Same

Name: \_\_\_\_\_

Write a sentence and draw a picture about how people can be both the same and different.

## Find Someone

Name: \_\_\_\_\_  
Find someone in your class that has the same answer or answers as you for each box. Ask them to write their first name or initials in the box. You do *not* need to write your answers down in the boxes.

Someone who likes the same food as you

Someone who celebrates one holiday the same as you

Someone who does the same thing with their family on the weekends as you



Someone who likes the same TV shows as you

Someone who is good at the same thing you're good at

Someone who likes to play same game at recess



## Partner Interview

My Name: \_\_\_\_\_

Talk to your friend. Interview them by asking them questions about the things in each box.

My Friend's Name: \_\_\_\_\_

### Family



### Fun at Home



### Foods We Eat



### Favorite Thing to Learn at School



### How We Look

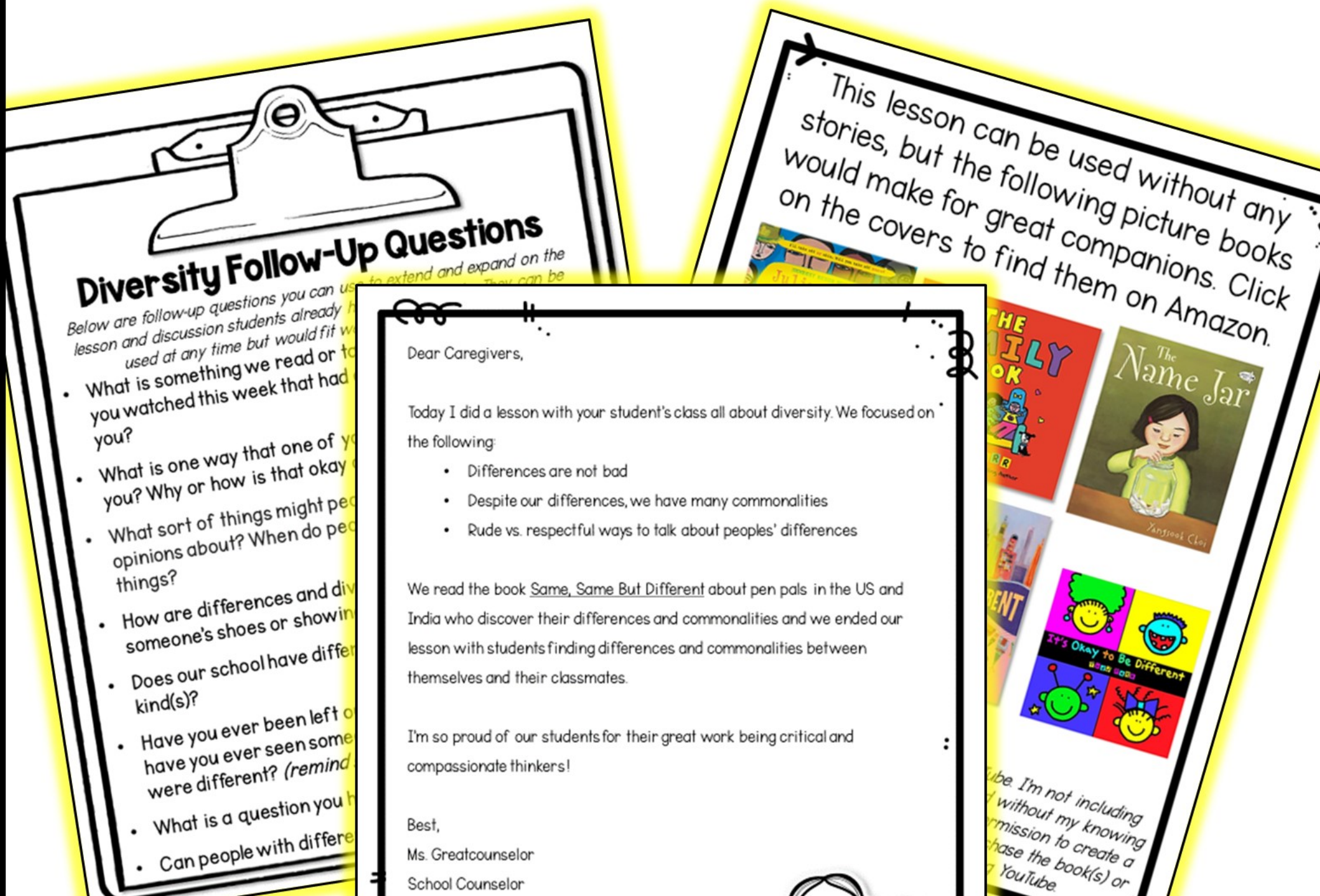


Ask them your own question!

©The Responsive Counselor



- Recommended Book Companion List
- Editable Parent Letter
- Follow-Up Discussion Questions Printable





# Collaboration

This lesson, and the others in the unit, revolve around different identities and experiences. Thus, it was important for this lesson to be reviewed by others with different identities and perspectives than my own.

Reviewers of this lesson hold the following identities: white, Black, woman, Atheist/Secular Humanist, Catholic, Latina, immigrant, Greek Orthodox, child of immigrants, disabled, multilingual, urban, suburban, private school, public school

I want to thank the counselors who reviewed this lesson, let me pick their brains, and provided valuable feedback and insight to ensure this lesson be respectful, comprehensive, and valuable to all students.

