

Social Skills Activities

SHARING + TURNS

K/1st

Kiara Shares




Sharing and



Taking Turns

The class was doing an art project and there were only a few glue sticks for everyone to use. Everyone worked...

Sharing + Taking Turns



SLIDE



BLOCKS



SCISSORS



SWINGS

Social Emotional Learning

note to the educator

This lesson on **Sharing & Taking Turns** can be used on it's own or as part of larger Social Skills unit. The activities are truly **developmentally appropriate** for your youngest learners (K/1st) and require zero independent reading.

It's flexibly designed to accommodate any SEL delivery method or schedule.

It was also created using SEL **research-based** best practices:

- Focus on 1 or more specific skills
- Includes activities to practice the skill(s)
- Incorporates cooperative learning
- Provides opportunity for self-reflection

resource includes:

- Short story
- Whole group activity
- Small group practice activity
- Closing circle questions
- Extension activity
- Poster/coloring pages
- Recommended book companions

short story



Kiara and her classmates learn how to wait patiently, share, and take turns.

short story

Kiara finished her work and really wanted to use a tablet. She ran over to the table where the tablets were, but they were already being used. "That's not fair!" she shouted at Jordyn. "I had it first!" Jordyn shouted back. The shouting and came over to see what was the shouting about?" asked Ms. Perez. "I want to use the last one," explained Kiara.



Kiara took Ms. Perez's advice and went to find something else to do while she was waiting. Kiara saw a group of her classmates at a table coloring, and she asked nicely if she could join. "Can I join your table and color with you?" she asked. Blake and Matteo welcomed her to the table.



A few minutes later Jordyn was done with the tablet. "Kiara, I'm done using the table, would you like to use it now?" she asked. "Yes!" said Kiara with excitement. Kiara was happy that she asked nicely and waited patiently for the tablet.



"I would like a turn please," said Ali. "Okay, here you can have a turn now!" his classmates replied. "Thanks!" exclaimed Ali as he smiled. Kiara and the rest of Ms. Perez's class were becoming experts at sharing and taking turns.

12 pages

whole group activity



27

6


2

The class was doing an art project and there were only a few glue sticks for everyone to use. Everyone worked quickly when it was their turn so that everyone would get a chance.

2

Movement-based activity to identify examples and non-examples of sharing and taking turns.

Independent/ small group activity






Structured activity for students to practice asking for a turn and sharing things.

extensions

Book Companions



This lesson can be used without any stories, but the following picture books would make for great companions. Click on the covers to find them on Amazon.



Reinforcing Social Skills

Your students just received a lesson about the important skill of Sharing & Taking Turns. Below is an extension and reinforcement activity you can use with your class to make their learning stick!

"When _____ (school counselor) visited our classroom, you learning about sharing and taking turns. Let's practice this some more!"

Option A: Place students in small groups. Give each group the attached coloring page and one set of crayons. Students will practice sharing the crayons and taking turns getting to color.

Name: _____

I can share and take turns.



Name: _____

I can share and take turns.



I can share and take turns.

©The Responsive Counselor

©The Responsive Counselor

how to use

Use for one lesson or multiple lessons.

Can also be used for small group/tier 2 support.

PACING GUIDE (25-30 minute lesson)

- Story (7-10 minutes)
- Whole group activity (choose just 4-5 examples – 5 to 7 minutes)
- Introduce small group activity (5 minutes)
- Small group practice activity (7-10 minutes)
- Closing circle question: (3-5 minutes)

PACING GUIDE (45 minute lesson)

- Same as above, but use 6 or more scenarios for the whole group practice activity
- Students color the "I can" page
- Read a recommended book companion

PACING GUIDE (super mini lessons, weeklong)

Mon	Read and discuss story
Tues	Whole group activity
Wed	Small group practice activity
Thurs	Extension activity + 1 recommended read aloud
Fri	Color "I Can" page + closing circle

how to use

Love technology?
Use the included
slideshow to guide
the activities.



Class Practice



- Stand by a number card.
- Walk safely while the music plays.
- When the music stops, stop walking and stand by a number card.
- Listen to the scenario. Think:
Is that sharing and taking turns?



Want a tech-free
option?

Everything can be
done screen-free
with printables.

Hi, I'm Sara! I create resources for elementary students, counselors, and teachers that improve social emotional learning and help students be their best selves. My focus is creating resources that are *effective* (using research-based best practices) and *engaging* (through collaborative learning and relevant scenarios) for all types of learners and populations.



Education

B.A. from Michigan State University
Psychology and Anthropology

M.S. from Vanderbilt University
Community, Research, and Action

M.Ed. From Vanderbilt University
Human Development Counseling:
School Counseling & Mental Health

Experience

I'm a school counselor from a large southeastern school district with a wonderfully diverse group of students. I create and implement a data-based comprehensive school counseling program while helping classroom teachers and administrators implement schoolwide SEL and restorative practices. I also share my ideas and resources to reach students and help educators across the world!

Let's
Connect:

