

SOCIAL SAFARI

Escape Room



Conversation Skills
+ Social Filter



SOCIAL SAFARI ESCAPE ROOM

OBJECTIVE(S): Students will review and practice the conversation skills of staying on topic, turn taking, and using a social filter.

CASEL DOMAINS: Relationship Skills, Self-Management

MATERIALS: Letters, envelopes, jeep pieces, conversation puzzles, social filter puzzle, cipher and code, question

ASCA MIN

OUTLINE CONTINUED:

OUTLINE:

PREP and SETUP

- Print, cut, and glue/tape on envelope labels.
- Print greyed out jeep image (optional). Put tape loops on each part.
- Print the monkey leader poster.
- Print colored jeep image and cut along solid black lines into four pieces.
- Print social filter puzzles double sided, cut along solid black lines, mix up pieces, and put into envelope labeled "Clue #1".
 - If doing multiple groups, put each set of puzzle pieces into a baggie (or paperclip) and put all the sets in the envelope.
- Print conversation puzzles double sided (or print single sided and hand-write letters on the back) cut along solid black lines, mix up pieces, and put into envelope labeled "Clue #2". Put jeep piece inside envelope.
- If doing multiple groups, put each set of puzzle pieces into a baggie (or paperclip) and put all the sets in the envelope.
- Print cipher code. Can laminate for longevity (provide skinny piece inside envelope.
- Print additional copies. Alternatively, project the cipher

SMALL GOUP vs. WHOLE CLASS DIRECTIONS

FOR USE WITH SMALL GROUP:

- Print and prep just one set of materials.
- Group completes all of the challenges together.

FOR USE WITH WHOLE CLASS:

- Option A:
 - Print and prep just one set of materials, with the exception of the secret message (print enough for each student or pairs to have their own).
 - Class completes all challenges together.
- Social filter p
- You select s
- Conversati
- (students) c
- conversat
- converse
- their acc
- the clue
- Secret
- Project
- What's

Option B:

- Print and
- Print and
- codes +
- Read clu
- Small g
- to slow
- clue, e
- Selec
- Repe

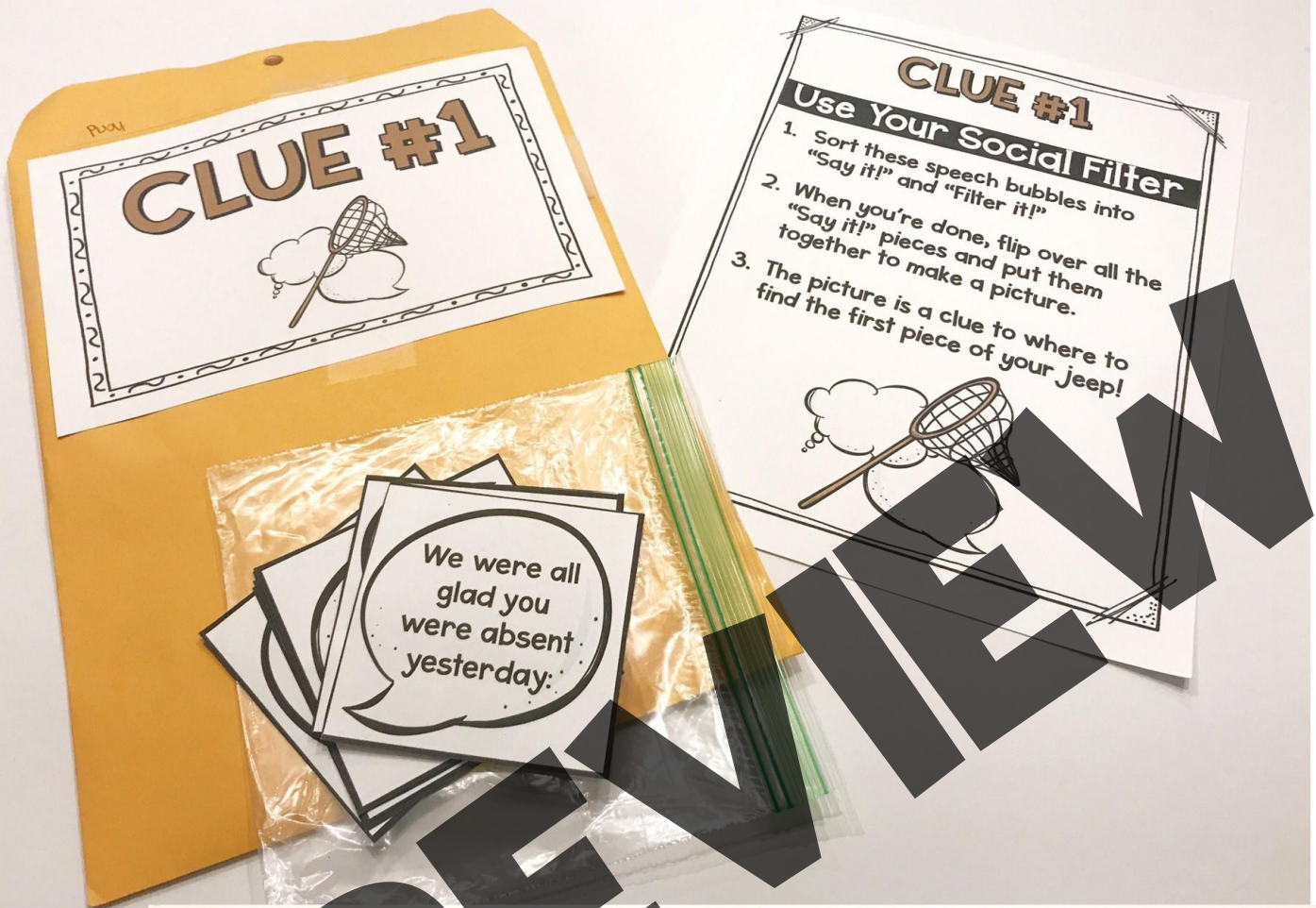
Hints and Tips

- This activity will be most successful with groups already familiar with the concept of using a social filter.
- This is designed to take approximately 45 minutes for use with a whole class and 30-35 minutes with just a small group. The first two challenges will take the bulk of the time.
- You will know how much your students need you to discuss groupwork expectations prior to starting. I've found students to actually use better social skills during this activity than in some others because they feel a stronger shared sense of purpose. For groups needing you to spend a few minutes talking about this before you begin:
 - Remind them that it's not a competition between groups.
 - Explain what it will look like to share and take turns. (eg. model working in pairs within the group to tackle each conversation, model taking turns reading each the speech bubbles in clue #1 aloud and everyone responding which category it goes in, etc.)
 - Tell them that the monkeys are watching them complete the challenges and they might move the jeep pieces again if they see and hear explorers being unkind to one another.

What do I need to have for this escape room?

- Five large envelopes (file folders will work if necessary)
- Double sided printer (doable with single sided only but easier with double sided)
- Classroom or office with trash can, adult chair, and bookcase/bookshelf
- Tape


Envelope #1



Envelope #2



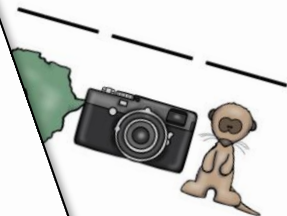
**What's the
secret message?**



Safari Decoder



Crack the code, the
message to the mor



What's the answer?

1. How would someone's face and body look if your words were making them feel good?



shows people listening to each



THE Responsive COUNSELOR



Education

B.A. from Michigan State University
Psychology and Anthropology

M.S. from Vanderbilt University
Community, Research, and Action

M.Ed. From Vanderbilt University
Human Development Counseling:
School Counseling and
Clinical Mental Health

Experience

I started my post-grad career as a school-based therapist before becoming an elementary school counselor. Social and emotional learning in youth is my passion, whether through large group prevention, individual intervention, or parent and teacher education! I have been at my current school for 5 years now, providing a comprehensive school counseling program.

Philosophy

- I only sell resources that I create for my own students and use first with them!
- All of my work is rooted in evidence-based instructional, SEL, and/or therapeutic practices.
- My aim is to make things **effective** and **engaging** for wiggly learners and use wording accessible to underserved and EL populations.

Connect With Me!

